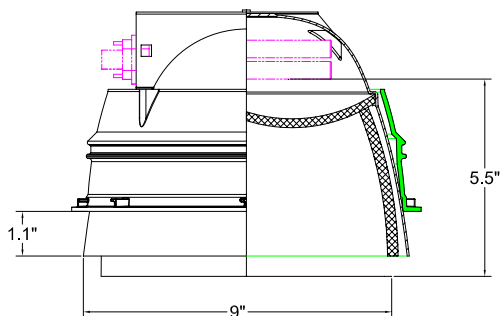





Classic



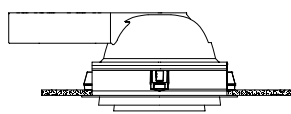
Insider



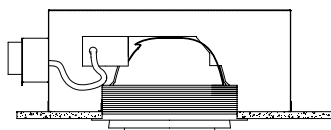
Deep Trim



Standard Construction-DEEP



Remodel-Deep Only



IC Rated-Deep

| Rough-in | Height* | Width | Length |
|-----------|---------|--------|--------|
| std. deep | 6.07" | 18.8" | 19.23" |
| IC deep | 6.11" | 5.95" | 16.94" |
| Remodel | 8.03" | 20.92" | 22.76" |

*Measured from finished ceilings to top of fixture.

SPECIFICATIONS:

Compact fluorescent recessed downlight with 9" optic with frosted deco element.

Trims

- 9" open aperture available with specular or matte white finish, two recessing variants (Classic and Insider).
- *Classic*: Flange trim for suspended grid or drywall ceilings.
- *Insider*: For integrating with drywall ceilings to give a flush fit.
- The outer, visible part of the reflector is anodized in matte silver, also available in white to create a harmonious overall effect.

Rough-in

- Heavy gauge galvanized steel
- Injection molded thermoplastic trim support ring

Electrical:

- Intellivolt 120 to 277V 50/60Hz, electronic, programmed start, Class A sound rating. Maximum THD 10%.
- Junction Box: 18AWG wire, rated min. 90°C, solid wire or with tinned ends. Rated for thru branch circuit wiring.

Lamping:

- *Shallow Trims* accept: Two (2) 18W PL-C lamps, Two (2) 26W PL-C lamps.
- Ordered separately.

Compliances:

- UL and cUL Listed.

Ordering Information:

Trims

To specify trim, choose one item from the selection available in each module. To specify a complete downlight specify a trim and a rough-in.

Example: 9R.1010.218

9R.

| Series | Trim Style | Optic Depth | Optic Finish | Lamp Options |
|--------------|---------------|-------------|-------------------------------|--------------------------------------|
| 9R.- 9" trim | 10- Deco Ring | 1- Deep | 0- Specular 1- Matte White | 218.- 2-18W PL-C 226.- 2-26W PL-C |

Rough-Ins

To specify a rough-in, choose one item from the selection available in each module.

Example: A9R.CD1.218.E

A9R.

| Rough-in Housing | Trim Design | Reflector | Installation | Lamp Options | Rough-in Accessories |
|--------------------------|---|-----------|---|--------------------------------------|---|
| A9R.- 9" Round Downlight | C- Classic (flange trim) I- Insider (flush trim) | D- Deep | 1. Standard Construction 2. IC (Insulated Ceiling) 3. Remodel 4. Standard Construction for Air Return Ceiling | 218.- 2-18W PL-C 226.- 2-26W PL-C | E- Emergency D- Fluorescent Dimming C- 347V- Canada |

Refer to trim specifications for compatible lamping.

Ardee Lighting reserves the right to change product specifications without prior notification.

| Ardee Lighting | | |
|----------------|--|--------|
| 1/15/2008 | PO Box 1769 · 639 Washburn Switch Rd · Shelby · NC 28151 T 704. 482.2811 F 800.275.1544 E ardee@jishelby.com www.ardeelighting.com | 222342 |