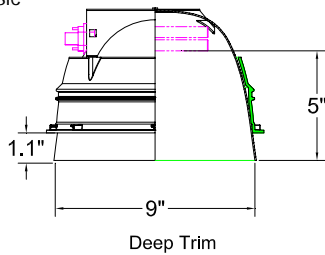




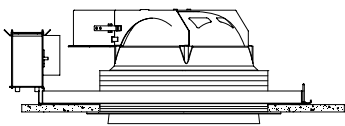
Classic



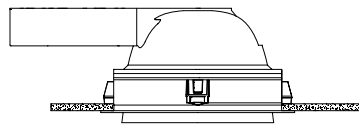
Insider



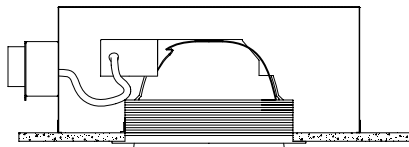
Deep Trim



Standard Construction-DEEP



Remodel-DEEP only



IC Rated-DEEP

Rough-in	Height*	Width	Length
std. deep	6.07"	18.8"	19.23"
IC deep	6.11"	5.95"	16.94"
Remodel	8.03"	20.92"	22.76"

*Measure from finished ceiling to top of fixture.

SPECIFICATIONS:

Compact fluorescent recessed downlight with 9" open aperture.

Trims

- 9" open aperture available with specular or matte white finish, two recessing variants (Classic and Insider).
- *Classic*: Flange trim for suspended grid or drywall ceilings.
- *Insider*: For integrating with drywall ceilings to give a flush fit.
- The outer, visible part of the reflector is anodized in matte silver, also available in white to create a harmonious overall effect.

Rough-in

- Heavy gauge galvanized steel
- Injection molded thermoplastic trim support ring

Electrical:

- Intellivolt 120 to 277V 50/60Hz, electronic, programmed start, Class A sound rating. Maximum THD 10%.
- Junction Box: 18AWG wire, rated min. 90°C, solid wire or with tinned ends. Rated for thru branch circuit wiring.

Lamping:

- *Shallow Trims* accept: Two (2) 18W PL-C lamps, Two (2) 26W PL-C lamps
- *Deep Trims* accept: Two (2) 18W PL-C lamps, Two (2) 26W PL-C lamps, One (1) 32W PL-T, One (1) 42W PL-T, Two (2) 32W PL-T, Two (2) 42W PL-T

- Ordered separately.

Compliances:

- UL and cUL Listed.

Ordering Information:

Trims

To specify trim, choose one item from the selection available in each module. To specify a complete downlight specify a trim and a rough-in.

Example: 9R.0010.218

9R.

Series	Trim Style	Optic Depth	Optic Finish	Lamp Options
9R.- 9" trim	00- Open	1- Deep	0- Specular 1- Matte White	218.- 2-18W PL-C 226.- 2-26W PL-C 132.- 1-32W PL-T 142.- 1-42W PL-T 232.- 2-32W PL-T 242.- 2-42W PL-T

Rough-Ins

To specify a rough-in, choose one item from the selection available in each module.

Example: A9R.CD1.218.E

A9R.

Rough-in Housing	Trim Design	Reflector	Installation	Lamp Options	Rough-in Accessories
A9R.- 9" Round Downlight	C- Classic (flange trim) I- Insider (flush trim)	D- Deep	1. Standard Construction 3. Remodel 4. Standard Construction for Air Return Ceiling	218.- 2-18W PL-C 226.- 2-26W PL-C 132.- 1-32W PL-T 142.- 1-42W PL-T 232.- 2-32W PL-T 242.- 2-42W PL-T	E- Emergency D- Fluorescent Dimming C- 347V- Canada

Refer to trim specification for compatible lamping.

Ardee Lighting reserves the right to change product specifications without prior notification.

Ardee Lighting				
1/15/2008	PO Box 1769 · 639 Washburn Switch Rd · Shelby · NC 28151 T 704. 482.2811 F 800.275.1544 E ardee@jjishelby.com www.ardeelighting.com			222339