

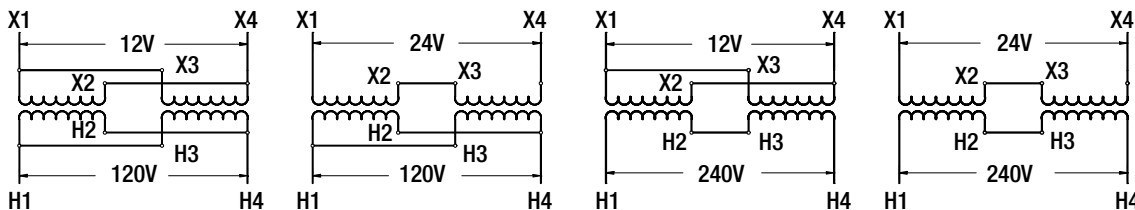
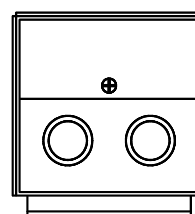
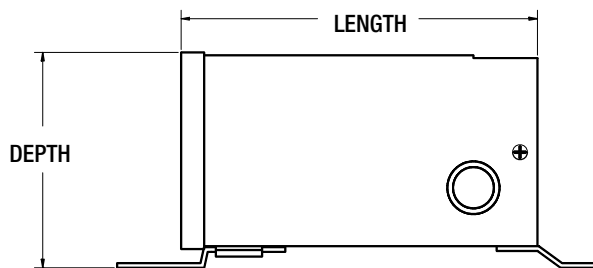


Job No: \_\_\_\_\_ Type: \_\_\_\_\_  
 Cat. No. \_\_\_\_\_  
 Notes: \_\_\_\_\_

LOW VOLTAGE TRANSFORMERS

TW Series 250w

ISOLATION TYPE TRANSFORMER FOR REMOTE INSTALLATION APPLICATIONS



120V TO 12V

120V TO 24V

240V TO 12V

240V TO 24V

FEATURES

**DIMENSIONS**

Height: 7.25"  
 Width: 4.0"  
 Depth: 4.0"  
 Weight: 10 lbs.

**RATINGS** KVA: .250

**PHASE** 1

**FREQUENCY** 50 / 60 Hz

**SOUND LEVEL** 40 db. (Ave.)

**INSULATION CLASS** 180°C

**TEMPERATURE RISE** 115°C

**EFFICIENCIES** 85.7% @ 100% Load,  
 86.6% @ 75% Load

**ENCLOSURE** NEMA Type 3R,  
 UL Type 2 - Min. field installed clearances:  
 Side 4", Vertical 4".

**HIGH VOLTAGE, PRIMARY** 120 x 240 volts

**LOW VOLTAGE, SECONDARY** 12/24 volts

**COMPLIANCES** UL Listed, CSA Certified  
 for use with Ardee Lighting low voltage  
 lights.

ORDERING INFORMATION

**TW250**

*We reserve the right to change details of design, materials, and finish.*